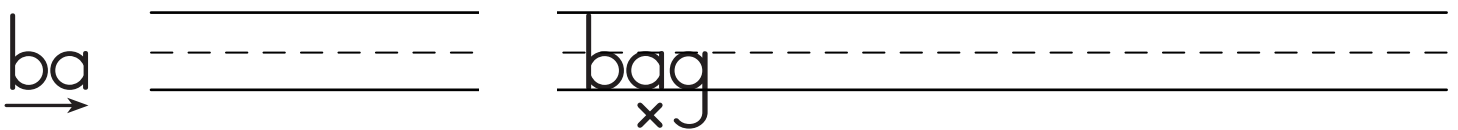
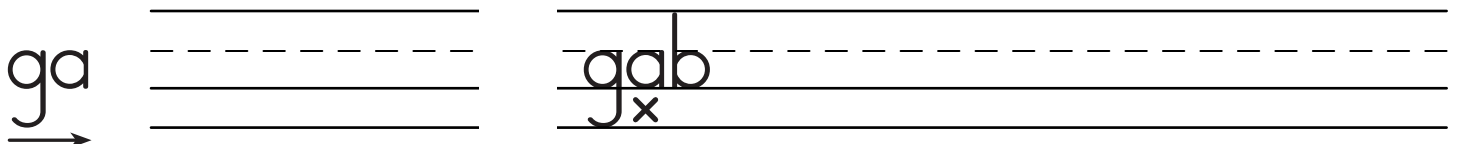
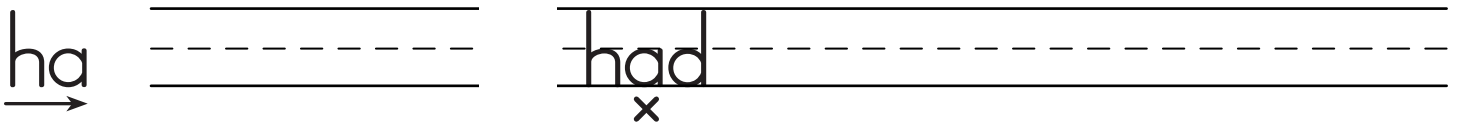
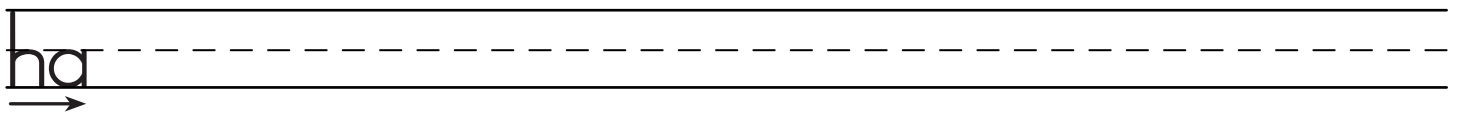
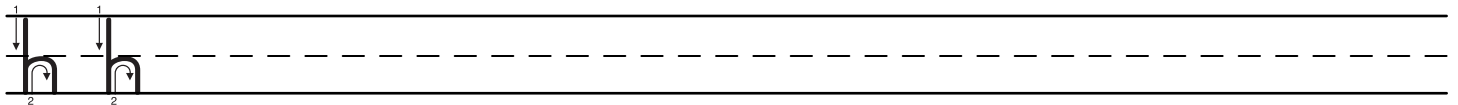
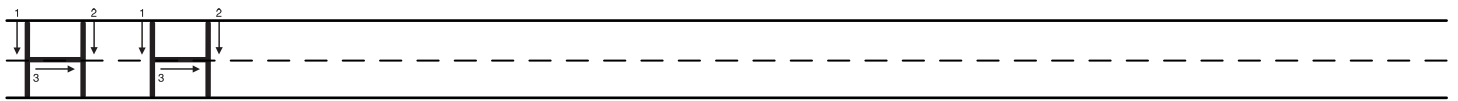


Name \_\_\_\_\_

The name of this letter is *h*. *H* is a consonant. The sound of *h* is /h/, as in *hug*. The *h*a slide says /ha/, as in *had*.

## Lesson 6: Letter Group 2

Write a whole row of each letter and a whole row of each slide. Write each slide again. Then write and mark each word two times. Say the letters, slides, and words as you write them.



Write the following sentence one time. Then read the sentence.

Dad had a bag.

Name \_\_\_\_\_

The name of this letter is *j*. *J* is a consonant. The sound of *J* is /j/, as in *jug*. The sound of the *ja* slide is /ja/, as in *jam*.

## Lesson 6: Letter Group 2

Write a whole row of each letter and a whole row of each slide. Write each slide again. Then write and mark each word two times. Say the letters, slides, and words as you write them.

J J

j j

J j

ja

ja

jag

ja

jab

Write the following sentence one time. Then read the sentence.

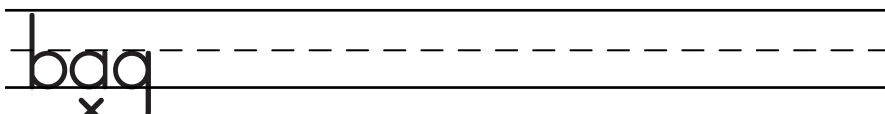
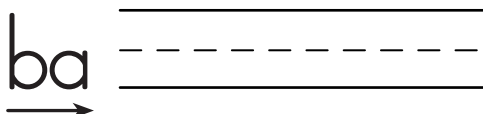
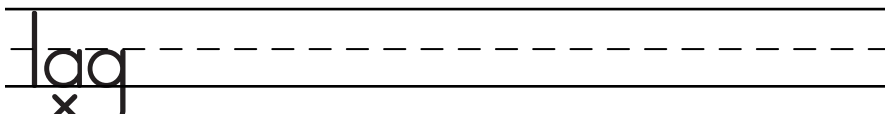
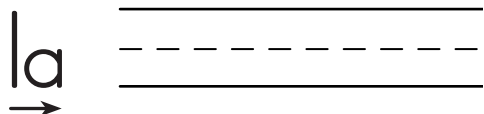
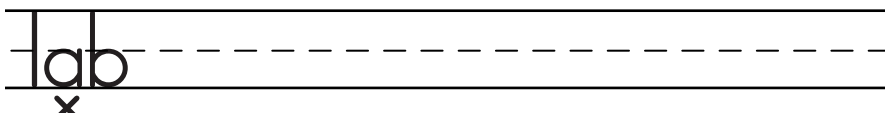
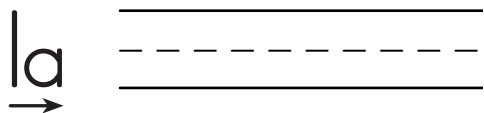
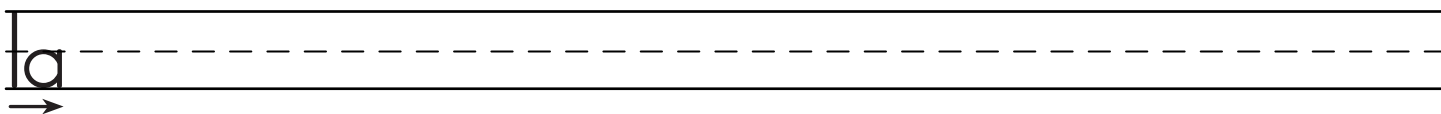
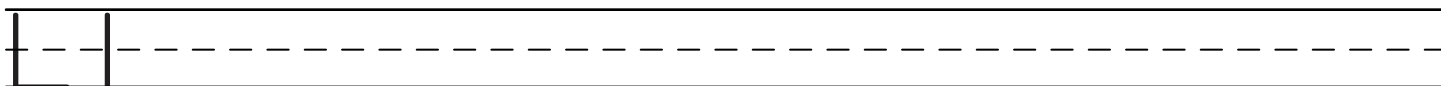
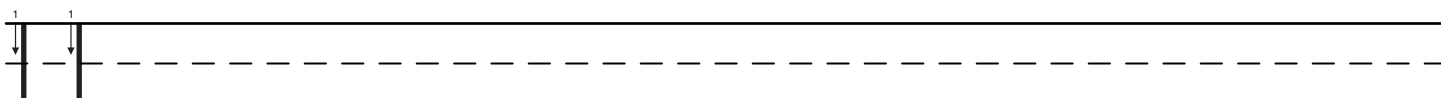
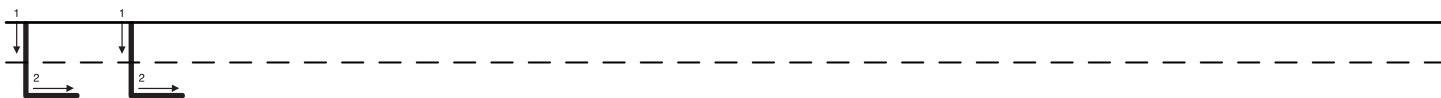
Dad can jab at the bag.

Name \_\_\_\_\_

The name of this letter is *l*. *L* is a consonant. The sound is /l/, as in *lug*. The *la* slide says /la/, as in *lap*.

### Lesson 6: Letter Group 2

Write a whole row of each letter and a whole row of each slide. Write each slide again. Then write and mark each word two times. Say the letters, slides, and words as you write them.



Write the following sentence one time. Then read the sentence.

The bag is in the lab.

\_\_\_\_\_

Name \_\_\_\_\_

The name of this letter is *m*. *M* is a consonant. The sound of *m* is /m/, as in *mug*. The sound of the *ma* slide is /ma/, as in *man*.  
→

## Lesson 6: Letter Group 2

Write a whole row of each letter and a whole row of each slide. Write each slide again. Then write and mark each word two times. Say the letters, slides, and words as you write them.

M M

m m

Mm

ma

ma

ja

ha

mad

jam

ham

Write the following sentence one time. Then read the sentence.



Can I have jam with my ham?

Name \_\_\_\_\_

This activity provides practice with the sounds of the consonants in Letter Group 2

### Lesson 6: Letter Group 2

Draw a picture of something that begins with the letter you see on the line. Write the letter three more times. The first letter has been done for you.



h h h h h h

j \_\_\_\_\_



l \_\_\_\_\_

m \_\_\_\_\_