
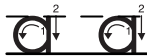
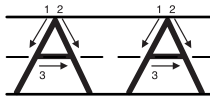


Name _____

The name of this letter is *a*. *A* is a vowel. The first sound for *a* is /a/, as in *at*.

Lesson 1: Letter Group 1

Write a whole row of the letter *a* in uppercase letters and a whole row in lowercase letters. Each time you write a letter, say the name and the sound: *a*, /a/; *a*, /a/.



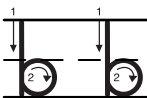
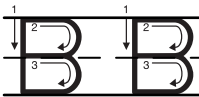
The keyword for *a* is *at*.

Name _____

The name of this letter is *b*. *B* is a consonant. The sound of *b* is /b/, as in *bug*.

Lesson 1: Letter Group 1

Write a whole row of the consonant *b* in uppercase letters and whole row in lowercase letters. Do the same for the vowel *a*. Say the names and sounds of the letters as you write them.



When *b* and *a* are joined together, the sound is /ba/, as in *bad*. The arrow beneath the *b* and *a* is called a slide arrow. It's a reminder to keep the sounds together. Always draw the slide arrow from left to right: *ba* →

Write several *ba* slides, and mark each slide with a slide arrow. Say the sound of the *ba* slide each time you write it.



Name _____

The name of this letter is *f*. *F* is a consonant. The sound of *f* is /f/, as in *fun*. The sound of the *fa* slide is /fa/, as in *fan*.

Lesson 1: Letter Group 1

Write a whole row of the consonant *f* in uppercase letters and whole row in lowercase letters. Say the name and sound of the letter each time you write it.

F F

f f

F F

f f

F f

Write several *fa* slides. Mark each slide with a slide arrow. Say the sound of the *fa* slide each time you write it.

fa fa

fa fa

Name _____

The name of this letter is *d*. *D* is a consonant. The sound of *d* is /d/, as in *dug*. The sound of the *da* slide is /da/, as in *dad*.

Lesson 1: Letter Group 1

Write a whole row of the consonant *d* in uppercase letters and whole row in lowercase letters. Then write several slides, and mark each slide with a slide arrow. Say the name and sound of the letter each time you write it.

D D

d d

D d

d d

D d

da

da

fa

ba

Name _____

The name of this letter is *g*. *G* is a consonant. The sound of *g* is /g/, as in *gum*. The sound of the *ga* slide is /ga/, as in *gas*.

Lesson 1: Letter Group 1

Write a whole row of the consonant *g* in uppercase letters and whole row in lowercase letters. Then write several slides, and mark each slide with a slide arrow. Say the name and sound of the letter each time you write it.

G G

g g

G G

g g

ga
→

ga
→

da
→


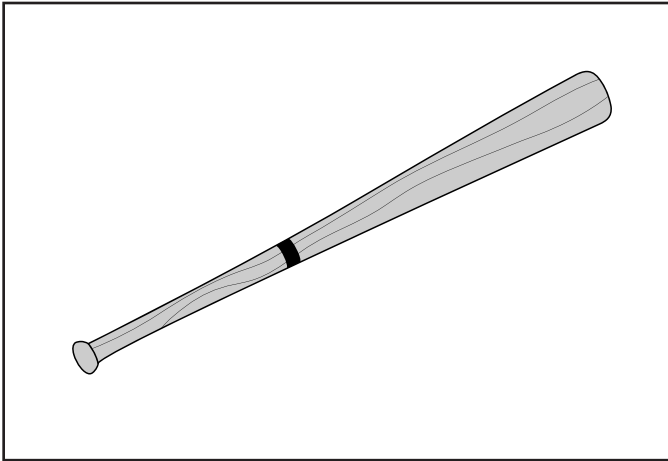
fa
→

Name _____

This activity provides practice with the sounds of the consonants in Letter Group 1.

Lesson 1: Letter Group 1

Draw a picture of something that begins with the letter you see on the line. Write the letter three more times. The first letter has been done for you.



b b b b b

g



f

d