

Name _____

The name of this letter is *q*. *Q* is a consonant. *Q* has no sound when it stands alone. It must always stand with *u*. Because they must always be together, we join them with an arc. The sound of *qu* is /kw/, like *k* and *w* together.

Lesson 13: Letter Group 5

Write a whole row of each letter and a whole row of *qu*. Remember to join *qu* with an arc. Say the name of the letter and the sound of *qu* each time you write them.

Q

q

Q

q

qu

Copy the sentence below. Then read it.

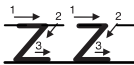
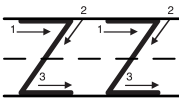
Quit it, Tim!

Name _____

The name of this letter is z. Z is a consonant. The sound of z is /z/, as in zip. The sound of the za slide is /za/, as in zap. The ze slide says /ze/, as in Zeb. The zi slide says /zi/, as in zip.

Lesson 13: Letter Group 5

Write a whole row of each letter, a whole row of each slide, and a whole row of each word. Say the name of each letter and slide as you write them. Read each word.



ze

za

zap


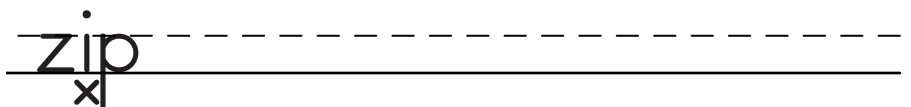
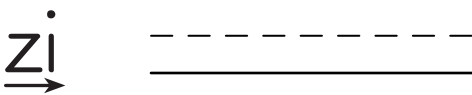
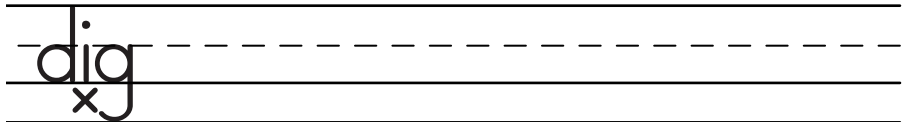
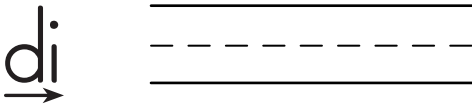
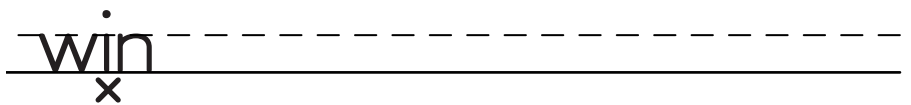
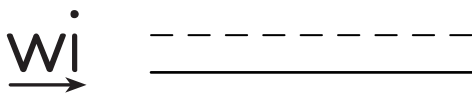
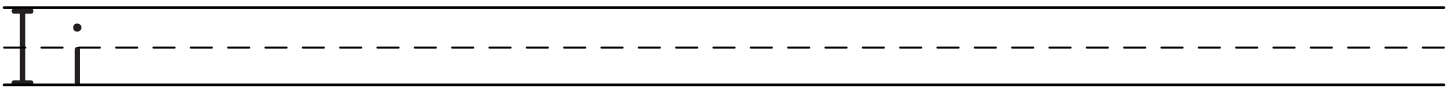
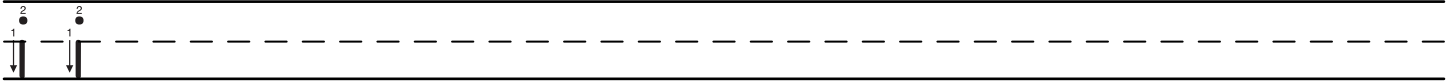
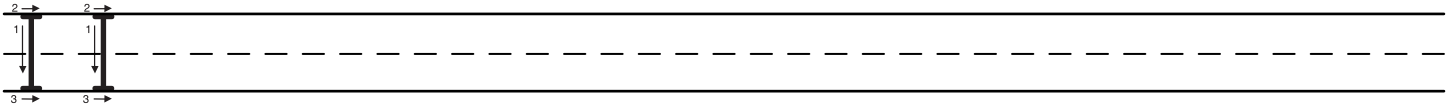
Write a sentence, using a word with the letter Z/z. Then read the sentence.

Name _____

The name of this letter is *i*. *I* is a vowel. The sound for *i* is /i/, as in *it*.

Lesson 13: Letter Group 5

Write a whole row of letter *i*. First write a row of uppercase *I*. Next, write a row of lowercase *i*. Then write a row with a mix of uppercase and lowercase *i*. Say the sound of *i* each time you write it. Read and write each slide and word two times.



The key word for *i* is *it*.

Write a sentence, using a word with the vowel *I/i*. Then read the sentence.

Name _____

This exercise provides practice writing and reading slides and words containing the letter *i*.

Lesson 13: Letter Group 5

Practice reading these slides and words that include the vowel *i*. Write each slide and each word three times. Say the sound of each slide as you write it. Read each word.

ti
→

tip
x

si
→

sit
x

ri
→

rib
x

bi
→

big
x

qui
→

quip
x

pi
→

pin
x

hi
→

hid
x